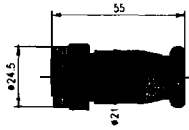


All incremental encoders Series BDG with cable out can be supplied with a separate connector. Indicate the corresponding electrical connection code in the part number of the encoder

Mating connector for electrical connection 0 and 2



For versions with flange connector on the housing
Ordering Code #BDG - MS 3116 12-8S
8-pin female connector

Mating connector for option W088

FEMALE Connector

For BDG Series 59/60 with MS connector
Standard (IP65) ordering code BDG-Z/MS-3108A-18-01S
Waterproof (IP67) ordering code BDG-Z/MS-3108A-18-01S-IP67
10-pin connector

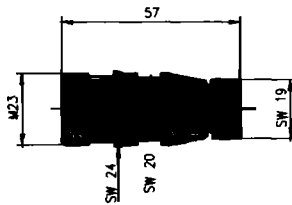
Mating connector for option W091

FEMALE Connector

For BDG Series 59/60 with MS connector
Standard (IP65) ordering code BDG-Z/MS-3106A-16S-1S
Waterproof (IP67) ordering code BDG-Z/MS-3106A-16S-1S-IP67
7-pin connector

Connector Code 4B and 6B

FEMALE Connector



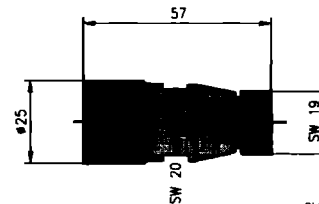
SW = wrench size

4 B = axial cable entry, cable length 1.0 m
12-pin connector (sleeve terminals) o
6 B = radial cable entry, cable length 1.0 m
12-pin connector (sleeve terminals) o
20 10 50 (Contact)
Type

Ordering Code BDG-Z/CONNECTOR-04B/06B

Connector code 4S and 6S

MALE Connector



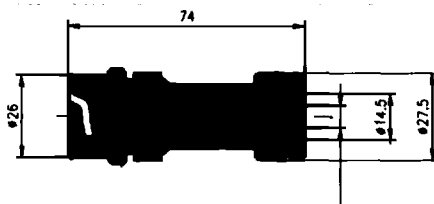
SW = wrench size

4 S = axial cable entry, cable length 1.0 m
12-pin connector (pins)
6 S = radial cable entry, cable length 1.0 m
12-pin connector (pins)
20 10 40 (Contact)
Type

Ordering Code BDG-Z/CONNECTOR-04S/06S

Connector Code 5B and 7B

FEMALE Connector

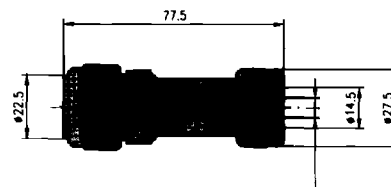


5 S = axial cable entry, cable length 1.0 m
12-pin connector (pins)
7 S = radial cable entry, cable length 1.0 m
12-pin connector (pins)
840.31.830 (Souriau)
Type

Ordering Code BDG-Z/CONNECTOR-05B/07B

Connector Code 5S and 7S

MALE Connector



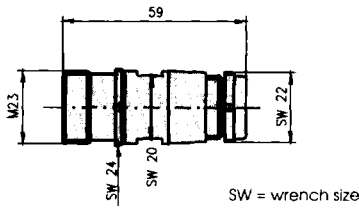
SW = wrench size

5 B = axial cable entry, cable length 1.0 m
12-pin connector (sleeve terminals)
7 B = radial cable entry, cable length 1.0 m
12-pin connector (sleeve terminals)
840.31.570 (Souriau)
Type

Ordering Code BDG-Z/CONNECTOR-05S/07S

Connector code 9B and 10B

FEMALE Connector



SW = wrench size

9 B = axial cable entry, cable length 1.0 m
12-pin connector (pins) o

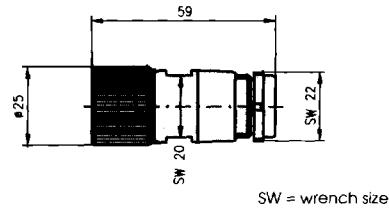
10 B = radial cable entry, cable length 1.0 m
12-pin connector (pins) o

Type (Contact)

Ordering Code BDG-Z/CONNECTOR-09B/10B

Connector Code 9S and 10S

MALE Connector



SW = wrench size

9 S = axial cable entry, cable length 1.0 m
12-pin connector (sleeve terminals)

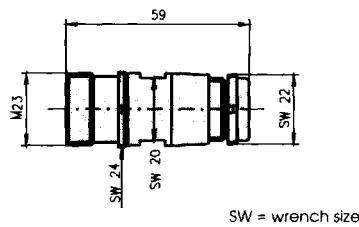
10 S = radial cable entry, cable length 1.0 m
12-pin connector (sleeve terminals)

Type (Contact)

Ordering Code BDG-Z/CONNECTOR-09S/10S

Connector Code 11B and 12B

FEMALE Connector



SW = wrench size

11 B = axial cable entry, cable length 1.0 m
12-pin connector (pins)

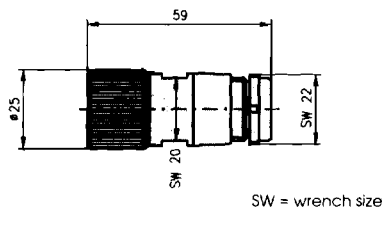
12 B = radial cable entry, cable length 1.0 m
12-pin connector (pins)

Type (Contact)

Ordering Code BDG-Z/CONNECTOR-11B/12B

Connector Code 11S and 12S

MALE Connector



SW = wrench size

11 S = axial cable entry, cable length 1.0 m
12-pin connector (sleeve terminals) o

12 S = radial cable entry, cable length 1.0 m
12-pin connector (sleeve terminals) o

Type (Contact)

Ordering Code BDG-Z/CONNECTOR-11S/12S

Cable and Cable Assemblies

Cable Assembly

Shielded cable with connector on one end and stripped and tinned leads at the other end.

Cable

Shielded cable with stripped and tinned leads at one end and cut cable at the other end

Ordering Code



04B/06B
04S/06S
05B/07B
05S/07S
09B/10B
09S/10S
11B/12B
11S/12S

Omit for cable only